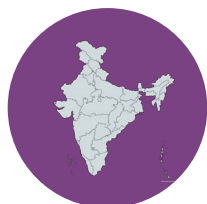




Data for visitors to Australia for less than 12 months



India is Australia's 5th largest inbound market. In 2025 India saw a 2% year-on-year increase in visitation, and a 11% increase in spend in Australia.

Visitor numbers



Total visitors
451,520



Change vs last year
+2%



Rank
5th

Visitor spend



Average visitor spend
\$4,275



Total spend in Australia
\$1.8b



Change in total spend vs last year
+11%

Visitor group type



Solo traveller
59%
Total INT: 54%



Adult couple
25%
Total INT: 20%



Family/ friends group
14%
Total INT: 23%

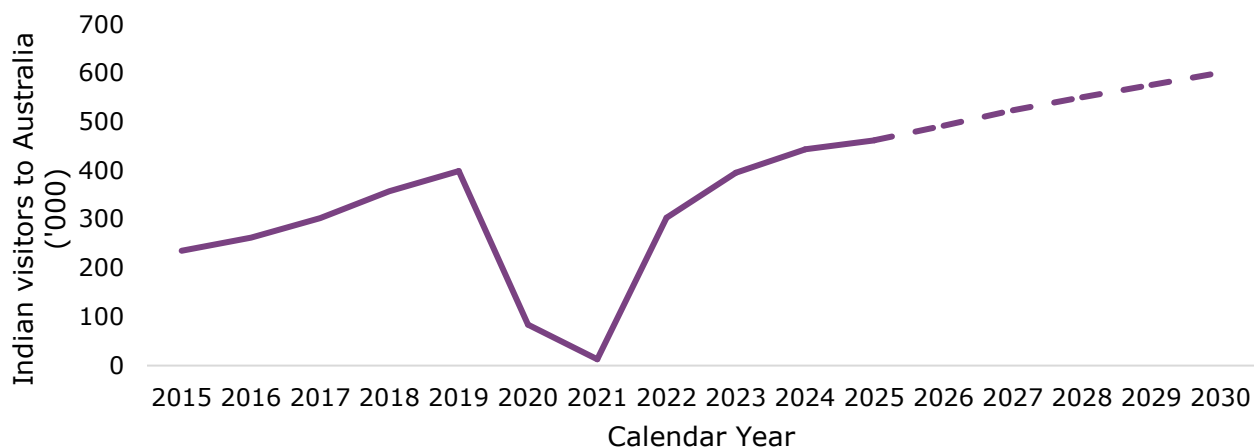


Other
3%
Total INT: 3%

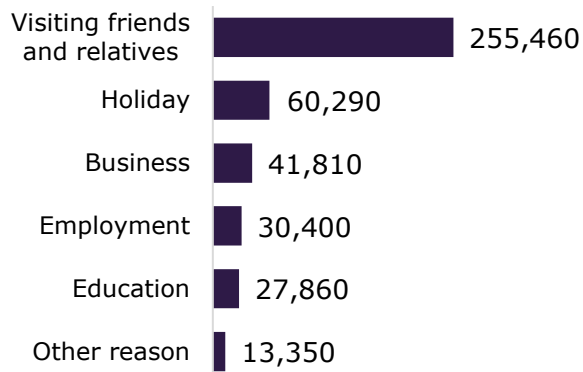


The number of visitors from India is forecast to grow by over 158,000 visitors in the next 5 years to reach 601,000 in 2030. Visitors from India are much more likely to visit friends and relatives than other international visitors.

Forecast visitor growth



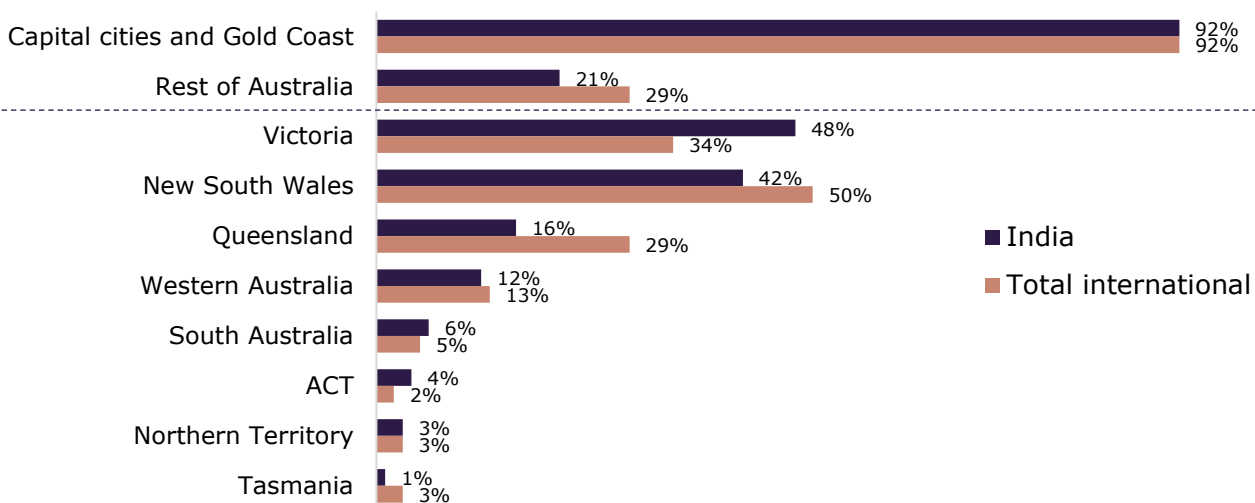
Main reason for visitation



	India	Total INT
Visiting friends and relatives	60%	34%
Holiday	14%	43%
Business	10%	9%
Employment	7%	4%
Education	6%	7%
Other reason	3%	3%

*Total INT = The average for total international visitors to Australia

Destinations visited





Indian visitors spend longer in Australia than the average international visitor, with almost half of visitors staying for a month or more. A higher share of visitors from this market are first-time visitors, compared to the average international visitor.

Nights Stayed

	India	Total INT
1- 7 nights	15%	33%
8 - 14 nights	15%	23%
15 - 30 nights	26%	17%
31 or more nights	44%	25%

*Total INT = The average for total international visitors to Australia

Visitor experience rating and trip type



Positive trip sentiment
(7+ out of 10)

99%

Total INT: 97%



First trip to
Australia

49%

Total INT: 41%

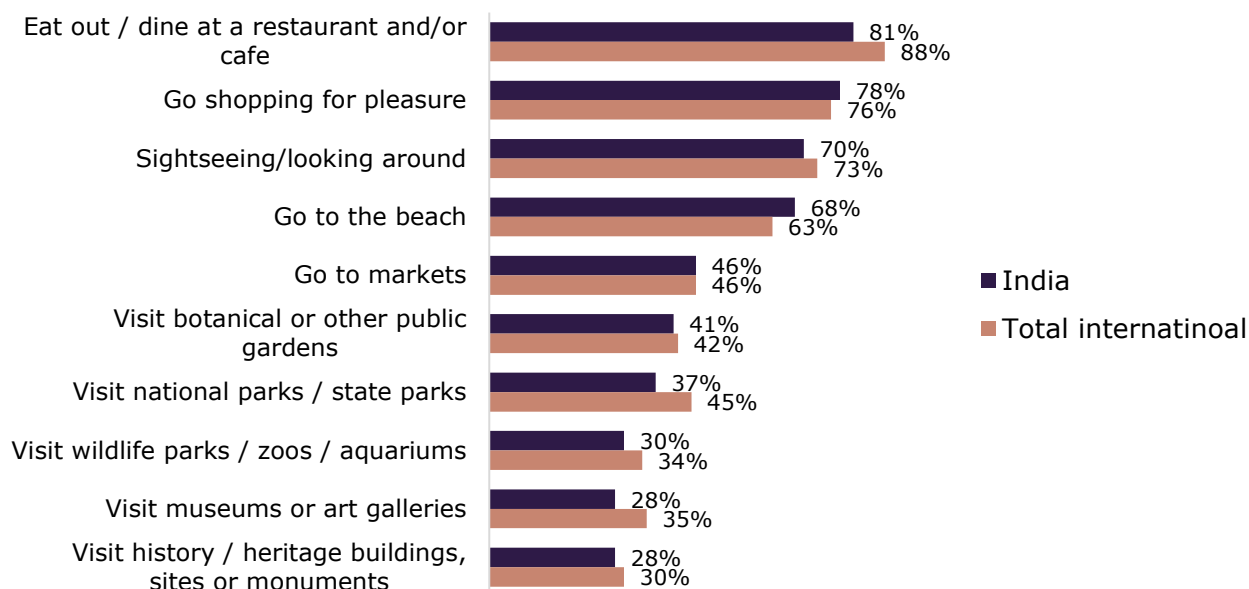


Return trip to
Australia

51%

Total INT: 59%

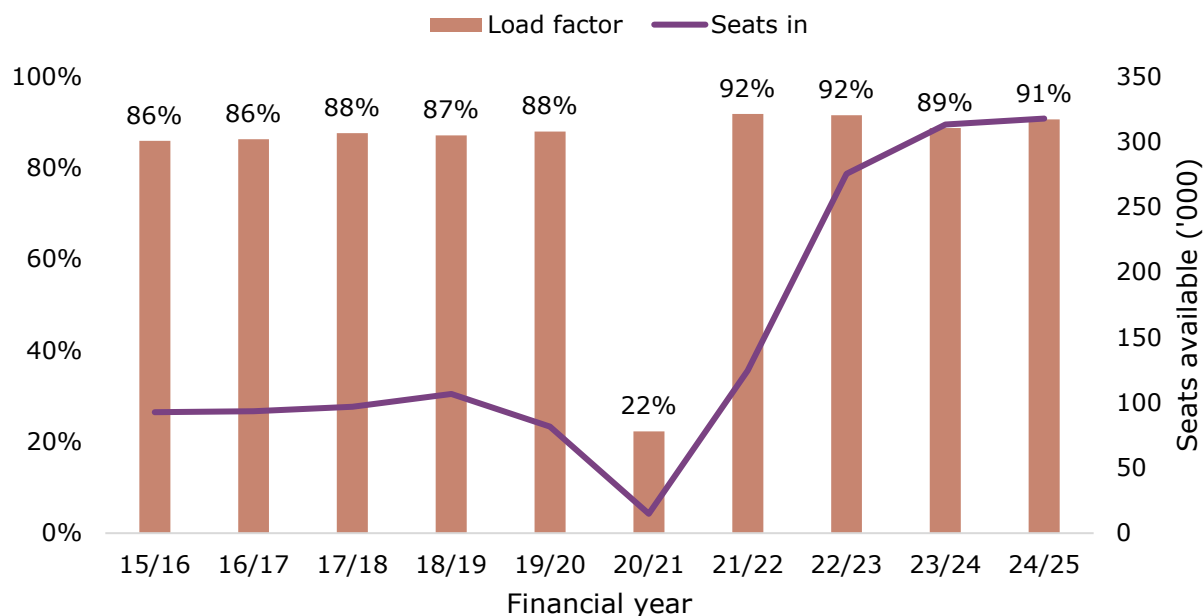
What visitors do





Aviation capacity from India has continued to grow, with consistently high load factors in FY24–25. Almost 600,000 Australians visited India in 2025, an increase of 9% on 2024.

Direct aviation capacity



Australian visitors to market



Australians' visiting
 India
599,200



Indian residents
 Visiting Australia
451,530



NET visitor
 balance
-147,670

Data sources

- Tourism Research Australia, International Visitor Survey (IVS)
- Australian Bureau of Statistics, Overseas Arrivals and Departures
- Tourism Research Australia, forecasts (arrivals to Australia forecasts)
- Bureau of Infrastructure and Transport Research Economics, Aviation Statistics

Data may not sum to 100% for all measures due to rounding and visitors can visit more than one location and/or experienced more than one activity. Updated March 2026.

Prepared by Tourism Research Australia, Australian Trade and Investment Commission (Austrade). Web: www.tra.gov.au. Enquiries welcome at: tourism.research@tra.gov.au