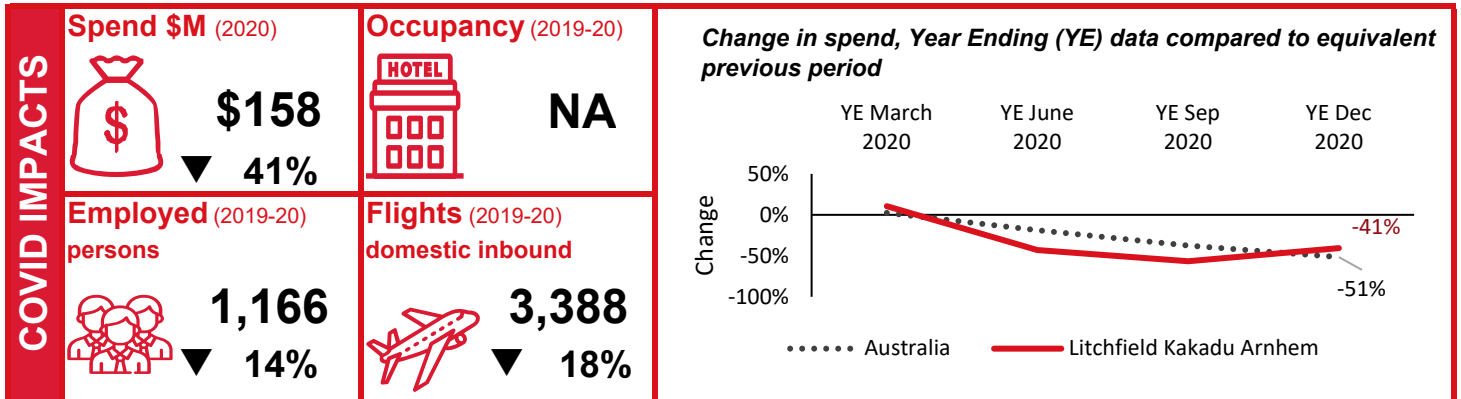




# LITCHFIELD KAKADU ARNHEM, NT



## PRE-COVID RESULTS

### 2019

	VISITORS ('000)	NIGHTS ('000)	SPEND (\$M)
International	40 ▲ 12%	198 ▲ 7%	\$33 ▲ 13%
Domestic overnight	330 ▲ 11%	1,137 ▲ 1%	\$175 ▲ 16%
Domestic day	507 ▲ 24%		\$59 ▲ 64%

## TOTAL SPEND

**\$267M ▲ 23%**

### TOURISM ECONOMY (2018-19)

#### Tourism employment

- 1,359 persons ▲ 10.2%**
- Tourism accounted for 14.5% of the region's workforce
  - Part-time workers accounted for 24% of the tourism workforce

#### Tourism gross value added

- \$89 million ▲ 12.7%**
- Tourism accounted for 2.6% of the regional economy
  - Transport was the largest contributing sector (34%)

#### GVA by industry



### TOURISM SUPPLY (2018-19)

#### Businesses

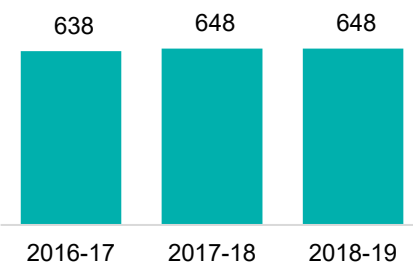
- 115 businesses ▲ 5.5%**
- 50% of tourism-related businesses in the Litchfield Kakadu Arnhem region employed staff

#### Domestic inbound aviation

- 137,670 seats ▼ 0.4%**
- 4,123 flights ▼ 4.5%**
- 59% load factor ▼ 0.8 ppt**

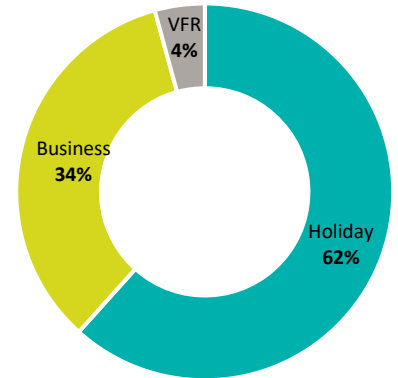
#### Accommodation

#### 648 rooms



### OVERNIGHT VISITORS (2019)

#### Purpose (top 4)



- Holiday was the main purpose of visit for overnight visitors to the Litchfield Kakadu Arnhem region
- Interstate visitors accounted for 37% of domestic overnight visitors and 50% of domestic overnight spend
- The top international visitor markets were Germany and Other Europe
- Commercial accommodation accounted for 32% of nights
- The most popular activities on these trips were social activities and outdoor / nature activities